

**Strembitsky Parent Foundation
Statement of Financial Position
As At August 31, 2018**

	General	Casino	Total
Assets			
Cash in Bank	21,969.38	3,370.37	
Total Assets	21,969.38	3,370.37	25,339.75
Net Assets			
Unrestricted Net Assets	21,969.38		
Restricted Net Assets		3,370.37	
Total Net Assets	21,969.39	3,370.37	25,339.76


**Strembitsky Parent Foundation
Statement of Operations and Net Assets
For Period ended August 31, 2018**


INCOME			
Pizza Money	21,205.00		
Year Book	220.00		
SPF Events	-		
Glow Dance	1,250.10		
Read-a-thon	3,951.86		
Healthy Hunger	542.45		
TOTAL INCOME	27,169.41	-	27,169.41
EXPENSES			
Liability Insurance	700.00		
Bank Fees	168.64	95.15	
Office Supplies	89.53		
Staff Appreciation Lunch	1,330.26		
Pizza Costs	20,301.50		
SPF Events			
Jr. High Valentines Dance (Feb 14, 2018)	1,052.85		
Glow Dance	751.81		
Spell /Read-a-thon Gift Cards	180.00		
Easter Egg Hunt	558.63		
St Patrick day Game	27.26		
School Requests			
VR Equipment		18,980.67	
Home Reading		9,750.69	
Writers/ Artists in Residence		1,200.00	
Grade Three Field Trip		1,500.00	
Alberta Opera		1,995.00	
Break out kits		1,194.75	
Drums and Alto Recorders	3,569.73	4,460.24	
Band Instruments		9,489.50	
CNC Router		10,158.98	
3D Printer		11,354.75	
School Activities			
Track and Fun Day	411.04		
Grade 9 Farewell	620.65		
TOTAL EXPENSES	29,761.90	70,179.73	99,941.63
Deficiency of Revenues over Expenses	\$ (2,592.49)	(70,179.73)	\$ (72,772.22)
Opening Net Assets	\$ 24,561.88	73,550.10	\$ 98,111.98
Deficiency of Revenues over Expenses	(2,592.49)	(70,179.73)	(72,772.22)
Closing Net Assets	\$ 21,969.39	3,370.37	\$ 25,339.76

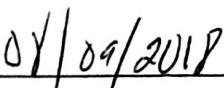
The Financial statements have been reviewed and approved by



Name


Name


Position


Position


Date


Date